

Learning Semantic Correspondences with Less Supervision

ACL 2009 – Singapore

Percy Liang

Michael I. Jordan

Dan Klein



Grounded semantics

Grounded semantics

*Low around 43 .
South wind between 10 and 14 mph .
Chance of precipitation is 80 % .
Occasional rain after 3am .*

Grounded semantics

```
temperature(time=17-30,min=43,mean=44,max=47)
windChill(time=17-30,min=37,mean=38,max=42)
windSpeed(time=17-30,min=11,mean=12,max=14,mode=10-20)
windDir(time=17-30,mode=SE)
gust(time=17-30,min=0,mean=0,max=0)
skyCover(time=17-26,mode=50-75)
skyCover(time=26-30,mode=75-100)
precipPotential(time=17-30,min=5,mean=26,max=75)
thunderChance(time=17-26,mode=--)
thunderChance(time=26-30,mode=--)
rainChance(time=17-26,mode=--)
rainChance(time=26-30,mode=Chc)
snowChance(time=17-26,mode=--)
snowChance(time=26-30,mode=--)
freezingRainChance(time=17-26,mode=--)
freezingRainChance(time=26-30,mode=--)
sleetChance(time=17-26,mode=--)
sleetChance(time=26-30,mode=--)
...
```

Low around 43 .

South wind between 10 and 14 mph .

Chance of precipitation is 80 % .

Occasional rain after 3am .

Grounded semantics

```
temperature(time=17-30,min=43,mean=44,max=47)
windChill(time=17-30,min=37,mean=38,max=42)
windSpeed(time=17-30,min=11,mean=12,max=14,mode=10-20)
windDir(time=17-30,mode=SE)
gust(time=17-30,min=0,mean=0,max=0)
skyCover(time=17-26,mode=50-75)
skyCover(time=26-30,mode=75-100)
precipPotential(time=17-30,min=5,mean=26,max=75)
thunderChance(time=17-26,mode=--)
thunderChance(time=26-30,mode=--)
rainChance(time=17-26,mode=--)
rainChance(time=26-30,mode=Chc)
snowChance(time=17-26,mode=--)
snowChance(time=26-30,mode=--)
freezingRainChance(time=17-26,mode=--)
freezingRainChance(time=26-30,mode=--)
sleetChance(time=17-26,mode=--)
sleetChance(time=26-30,mode=--)
...
```

Low around 43 . ||
South wind || between 10 and 14 mph . ||
Chance of precipitation is 80 % . ||
Occasional rain after 3am .

Big question:

Which (tiny) part of the world is referenced by the text?

Related work

Supervised [Ge & Mooney, 2005; Zettlemoyer & Collins, 2005; Lu et al., 2008]

$\lambda x. \text{flight}(x) \wedge \text{dest}(x, \text{Boston})$ *Show me all flights to Boston*

Related work

Supervised [Ge & Mooney, 2005; Zettlemoyer & Collins, 2005; Lu et al., 2008]

$\lambda x. \text{flight}(x) \wedge \text{dest}(x, \text{Boston})$ *Show me all flights to Boston*

Partially-supervised [Kate & Mooney, 2007; Chen & Mooney, 2008]

$\text{ballstopped}()$
 $\text{badPass}(\text{arg1}=\text{pink11}, \text{arg2}=\text{purple3})$ *pink11 makes a bad pass and was picked off by purple3*
 $\text{kick}(\text{arg1}=\text{pink11})$
 $\text{turnover}(\text{arg1}=\text{pink11}, \text{arg2}=\text{purple3})$

Related work

Supervised [Ge & Mooney, 2005; Zettlemoyer & Collins, 2005; Lu et al., 2008]

$\lambda x. \text{flight}(x) \wedge \text{dest}(x, \text{Boston})$ *Show me all flights to Boston*

Partially-supervised [Kate & Mooney, 2007; Chen & Mooney, 2008]

$\text{ballstopped}()$
 $\text{badPass}(\text{arg1}=\text{pink11}, \text{arg2}=\text{purple3})$ *pink11 makes a bad pass and was picked off by purple3*
 $\text{kick}(\text{arg1}=\text{pink11})$
 $\text{turnover}(\text{arg1}=\text{pink11}, \text{arg2}=\text{purple3})$

Language acquisition [Siskind, 1996; Yu & Ballard, 2007; Frank et al., 2009]

How do children connect language with perception?

Related work

Supervised [Ge & Mooney, 2005; Zettlemoyer & Collins, 2005; Lu et al., 2008]

$\lambda x. \text{flight}(x) \wedge \text{dest}(x, \text{Boston})$ *Show me all flights to Boston*

Partially-supervised [Kate & Mooney, 2007; Chen & Mooney, 2008]

$\text{ballstopped}()$
 $\text{badPass}(\text{arg1}=\text{pink11}, \text{arg2}=\text{purple3})$ *pink11 makes a bad pass and was picked off by purple3*
 $\text{kick}(\text{arg1}=\text{pink11})$
 $\text{turnover}(\text{arg1}=\text{pink11}, \text{arg2}=\text{purple3})$

Language acquisition [Siskind, 1996; Yu & Ballard, 2007; Frank et al., 2009]

How do children connect language with perception?

Reinforcement learning from rewards [Branavan et al., 2009]

Clustering-based [Poon & Domingos, 2009]

...

Problem statement

```
rainChance(time=26-30,mode=Chc)
temperature(time=17-30,min=43,mean=44,max=47)
windDir(time=17-30,mode=SE)
windSpeed(time=17-30,min=11,mean=12,max=14,mode=10-20)
precipPotential(time=17-30,min=5,mean=26,max=75)
windChill(time=17-30,min=37,mean=38,max=42)
skyCover(time=17-30,mode=50-75)
...
```

s: world state

set of records;
each record is a set of
(field=value) pairs

Problem statement

```
rainChance(time=26-30,mode=Chc)
temperature(time=17-30,min=43,mean=44,max=47)
windDir(time=17-30,mode=SE)
windSpeed(time=17-30,min=11,mean=12,max=14,mode=10-20)
precipPotential(time=17-30,min=5,mean=26,max=75)
windChill(time=17-30,min=37,mean=38,max=42)
skyCover(time=17-30,mode=50-75)
...
```

*Occasional rain after 3am .
Low around 43 .
South wind between 10 and 14 mph .
Chance of precipitation is 80 % .*

s: world state

set of records;
each record is a set of
(field=value) pairs

w: text

sequence of words

Problem statement

```
rainChance(time=26-30,mode=Chc)
temperature(time=17-30,min=43,mean=44,max=47)
windDir(time=17-30,mode=SE)
windSpeed(time=17-30,min=11,mean=12,max=14,mode=10-20)
precipPotential(time=17-30,min=5,mean=26,max=75)
windChill(time=17-30,min=37,mean=38,max=42)
skyCover(time=17-30,mode=50-75)
...
```

Occasional rain after 3am . ||

Low around 43 . ||

South wind || between 10 and 14 mph . ||

Chance of precipitation is 80 % .

s: world state

a: correspondence

w: text

set of records;
each record is a set of
(field=value) pairs

segmentation of **w**;
for each segment,
which record and fields

sequence of words

Problem statement

```
rainChance(time=26-30,mode=Chc)
temperature(time=17-30,min=43,mean=44,max=47)
windDir(time=17-30,mode=SE)
windSpeed(time=17-30,min=11,mean=12,max=14,mode=10-20)
precipPotential(time=17-30,min=5,mean=26,max=75)
windChill(time=17-30,min=37,mean=38,max=42)
skyCover(time=17-30,mode=50-75)
...
```

Occasional rain after 3am . ||
Low around 43 . ||
South wind || between 10 and 14 mph . ||
Chance of precipitation is 80 % .

s: world state

a: correspondence

w: text

set of records;
each record is a set of
(field=value) pairs

segmentation of **w**;
for each segment,
which record and fields

sequence of words

The task (unsupervised induction):

scenarios $\{(\mathbf{s}^{(i)}, \mathbf{w}^{(i)})\}_{i=1}^n \longrightarrow$ correspondences $\{\mathbf{a}^{(i)}\}_{i=1}^n$

Data characteristics

```
rainChance(time=26-30,mode=Chc) s
temperature(time=17-30,min=43,mean=44,max=47)
windDir(time=17-30,mode=SE)
windSpeed(time=17-30,min=11,mean=12,max=14,mode=10-20)
precipPotential(time=17-30,min=5,mean=26,max=75)
windChill(time=17-30,min=37,mean=38,max=42)
skyCover(time=17-30,mode=50-75)
...
```

w:

Occasional rain after 3am . ||

Low around 43 . ||

South wind || between 10 and 14 mph . ||

Chance of precipitation is 80 % .

Data characteristics

```
rainChance(time=26-30,mode=Chc) ..... s
temperature(time=17-30,min=43,mean=44,max=47) .....
windDir(time=17-30,mode=SE) .....
windSpeed(time=17-30,min=11,mean=12,max=14,mode=10-20) .....
precipPotential(time=17-30,min=5,mean=26,max=75) .....
windChill(time=17-30,min=37,mean=38,max=42)
skyCover(time=17-30,mode=50-75)
...
```

w:

Occasional rain after 3am . ||

Low around 43 . ||

South wind || between 10 and 14 mph . ||

Chance of precipitation is 80 % .

Referential ambiguity: what is being talked about?
(e.g., *low* is about temperature or wind speed?)

Data characteristics

```
rainChance(time=26-30,mode=Chc) ..... s
temperature(time=17-30,min=43,mean=44,max=47) .....
windDir(time=17-30,mode=SE) .....
windSpeed(time=17-30,min=11,mean=12,max=14,mode=10-20) .....
precipPotential(time=17-30,min=5,mean=26,max=75) .....
windChill(time=17-30,min=37,mean=38,max=42) .....
skyCover(time=17-30,mode=50-75) .....
...
```

w:

Occasional rain after 3am . ||

Low around 43 . ||

South wind || between 10 and 14 mph . ||

Chance of precipitation is 80 % .

Referential ambiguity: what is being talked about?

(e.g., *low* is about temperature or wind speed?)

Lexical variety: a field value can be realized in multiple ways

(e.g., SE maps to *southeast* or *south* or *east*)

Data characteristics

```
rainChance(time=26-30,mode=Chc) ..... s
temperature(time=17-30,min=43,mean=44,max=47) .....
windDir(time=17-30,mode=SE) .....
windSpeed(time=17-30,min=11,mean=12,max=14,mode=10-20) .....
precipPotential(time=17-30,min=5,mean=26,max=75) .....
windChill(time=17-30,min=37,mean=38,max=42) .....
skyCover(time=17-30,mode=50-75) .....
...
```

w:

Occasional rain after 3am . ||

Low around 43 . ||

South wind || between 10 and 14 mph . ||

Chance of precipitation is 80 % .

Referential ambiguity: what is being talked about?

(e.g., *low* is about temperature or wind speed?)

Lexical variety: a field value can be realized in multiple ways

(e.g., SE maps to *southeast* or *south* or *east*)

Segmentation: if start a new record, persist a while

(e.g., *low around 43* . references a single record)

Data characteristics

```
rainChance(time=26-30,mode=Chc) s
temperature(time=17-30,min=43,mean=44,max=47)
windDir(time=17-30,mode=SE)
windSpeed(time=17-30,min=11,mean=12,max=14,mode=10-20)
precipPotential(time=17-30,min=5,mean=26,max=75)
windChill(time=17-30,min=37,mean=38,max=42)
skyCover(time=17-30,mode=50-75)
...
```

w:

Occasional rain after 3am . ||

Low around 43 . ||

South wind || between 10 and 14 mph . ||

Chance of precipitation is 80 % .

Referential ambiguity: what is being talked about?

(e.g., *low* is about temperature or wind speed?)

Lexical variety: a field value can be realized in multiple ways

(e.g., SE maps to *southeast* or *south* or *east*)

Segmentation: if start a new record, persist a while

(e.g., *low around 43* . references a single record)

Coherence: talk about records/fields in a certain order

(e.g., windSpeed typically follows windDir)

Proposed solution

Define a probabilistic model $p(\mathbf{w}, \mathbf{a} \mid \mathbf{s})$

An example:

```
temperature(time=17-30,min=43,mean=44,max=47)      s  
windDir(time=17-30,mode=SSE)  
windSpeed(time=17-30,min=11,mean=12,max=13,mode=10-20)  
precipPotential(time=17-30,min=5,mean=26,max=75)  
...
```

Proposed solution

Define a probabilistic model $p(\mathbf{w}, \mathbf{a} \mid \mathbf{s})$

An example:

```
temperature(time=17-30,min=43,mean=44,max=47)      s  
windDir(time=17-30,mode=SSE)  
windSpeed(time=17-30,min=11,mean=12,max=13,mode=10-20)  
precipPotential(time=17-30,min=5,mean=26,max=75)  
...
```

R2

Proposed solution

Define a probabilistic model $p(\mathbf{w}, \mathbf{a} \mid \mathbf{s})$

An example:

```
temperature(time=17-30,min=43,mean=44,max=47)      s  
windDir(time=17-30,mode=SSE)  
windSpeed(time=17-30,min=11,mean=12,max=13,mode=10-20)  
precipPotential(time=17-30,min=5,mean=26,max=75)  
...
```

R2

mode=SSE

Proposed solution

Define a probabilistic model $p(\mathbf{w}, \mathbf{a} \mid \mathbf{s})$

An example:

```
temperature(time=17-30,min=43,mean=44,max=47)      s  
windDir(time=17-30,mode=SSE)  
windSpeed(time=17-30,min=11,mean=12,max=13,mode=10-20)  
precipPotential(time=17-30,min=5,mean=26,max=75)  
...
```

R2

mode=SSE

south

Proposed solution

Define a probabilistic model $p(\mathbf{w}, \mathbf{a} \mid \mathbf{s})$

An example:

```
temperature(time=17-30,min=43,mean=44,max=47)      s  
windDir(time=17-30,mode=SSE)  
windSpeed(time=17-30,min=11,mean=12,max=13,mode=10-20)  
precipPotential(time=17-30,min=5,mean=26,max=75)  
...
```

R2

mode=SSE

south *southeast*

Proposed solution

Define a probabilistic model $p(\mathbf{w}, \mathbf{a} \mid \mathbf{s})$

An example:

```
temperature(time=17-30,min=43,mean=44,max=47)      s  
windDir(time=17-30,mode=SSE)  
windSpeed(time=17-30,min=11,mean=12,max=13,mode=10-20)  
precipPotential(time=17-30,min=5,mean=26,max=75)  
...
```

R2

mode=SSE

∅

south

southeast

Proposed solution

Define a probabilistic model $p(\mathbf{w}, \mathbf{a} \mid \mathbf{s})$

An example:

```
temperature(time=17-30,min=43,mean=44,max=47)      s  
windDir(time=17-30,mode=SSE)  
windSpeed(time=17-30,min=11,mean=12,max=13,mode=10-20)  
precipPotential(time=17-30,min=5,mean=26,max=75)  
...
```

R2

mode=SSE

∅

south

southeast

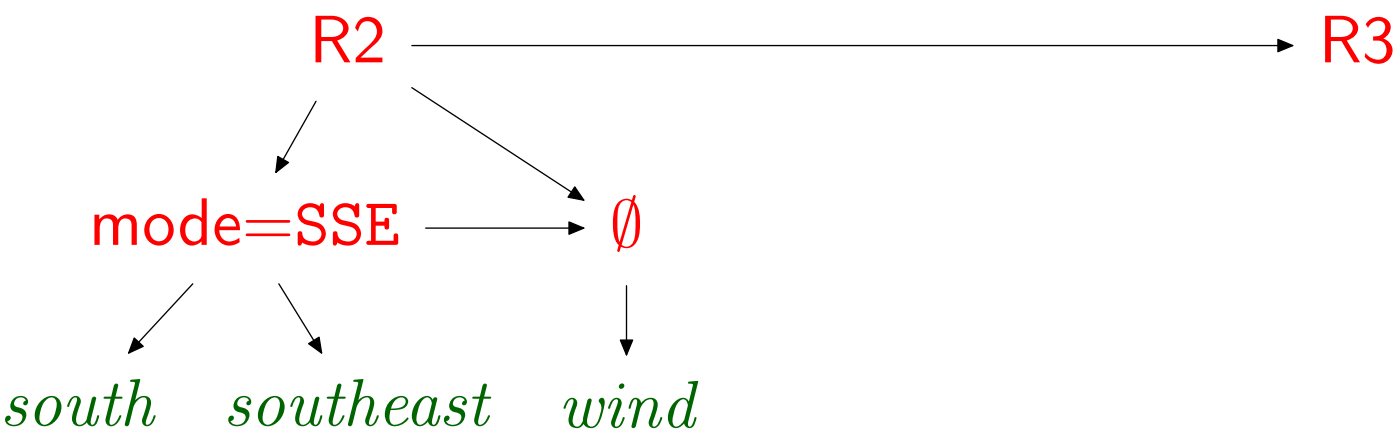
wind

Proposed solution

Define a probabilistic model $p(\mathbf{w}, \mathbf{a} \mid \mathbf{s})$

An example:

```
temperature(time=17-30,min=43,mean=44,max=47)      s  
windDir(time=17-30,mode=SSE)  
windSpeed(time=17-30,min=11,mean=12,max=13,mode=10-20)  
precipPotential(time=17-30,min=5,mean=26,max=75)  
...
```

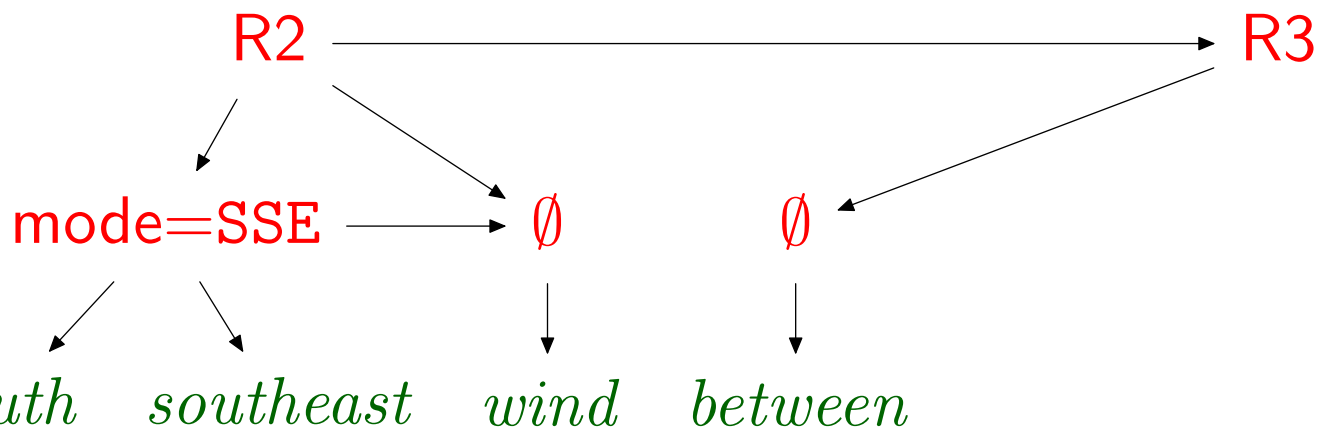


Proposed solution

Define a probabilistic model $p(\mathbf{w}, \mathbf{a} \mid \mathbf{s})$

An example:

```
temperature(time=17-30,min=43,mean=44,max=47)      s  
windDir(time=17-30,mode=SSE)  
windSpeed(time=17-30,min=11,mean=12,max=13,mode=10-20)  
precipPotential(time=17-30,min=5,mean=26,max=75)  
...
```

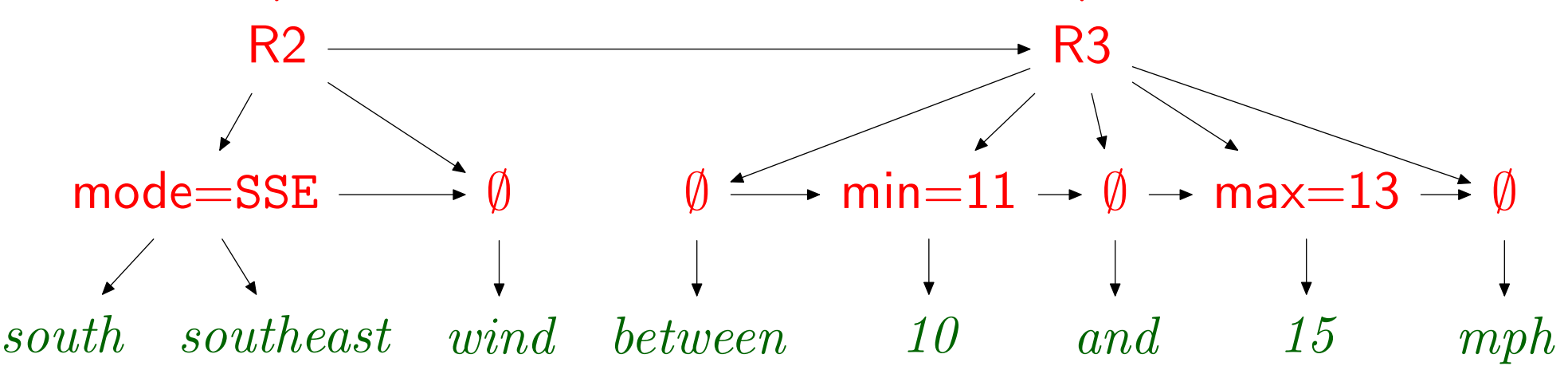


Proposed solution

Define a probabilistic model $p(\mathbf{w}, \mathbf{a} \mid \mathbf{s})$

An example:

```
temperature(time=17-30,min=43,mean=44,max=47)      s
windDir(time=17-30,mode=SSE)
windSpeed(time=17-30,min=11,mean=12,max=13,mode=10-20)
precipPotential(time=17-30,min=5,mean=26,max=75)
...
```

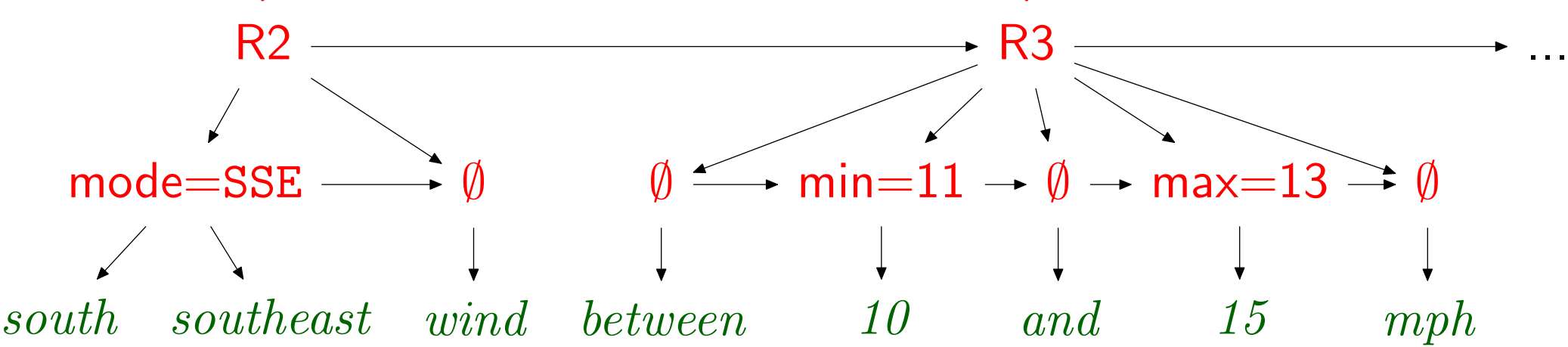


Proposed solution

Define a probabilistic model $p(\mathbf{w}, \mathbf{a} \mid \mathbf{s})$


An example:

```
temperature(time=17-30,min=43,mean=44,max=47)      s  
windDir(time=17-30,mode=SSE)  
windSpeed(time=17-30,min=11,mean=12,max=13,mode=10-20)  
precipPotential(time=17-30,min=5,mean=26,max=75)  
...
```



Lexical model


windSpeed.min=11



10


Lexical model

windSpeed.min=11



10


skyCover.mode=0-25



clear


Lexical model

windSpeed.min=11




10

skyCover.mode=0-25



clear

name=*Moe Williams*



Williams

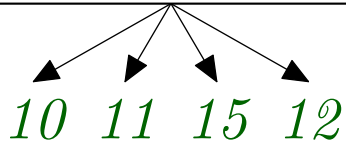
Lexical model

Integer

windSpeed.min=11



exact/round/geometric error



skyCover.mode=0-25



clear

name=*Moe Williams*



Williams

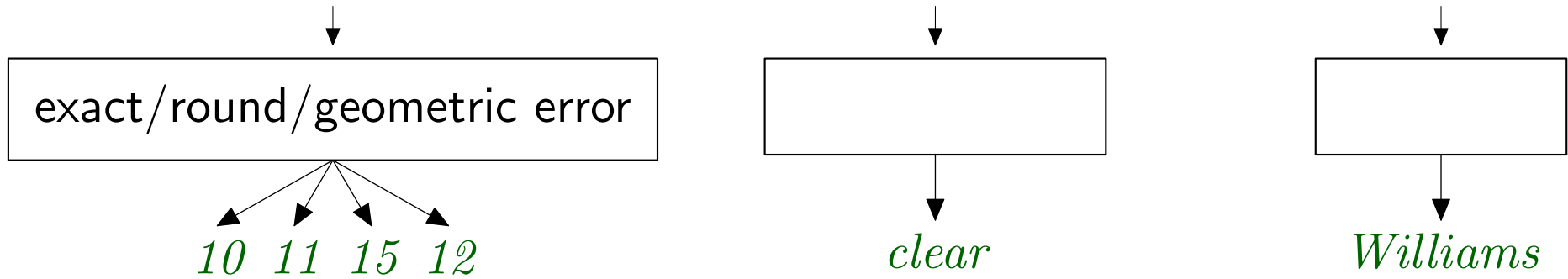
Lexical model

Integer

windSpeed.min=11

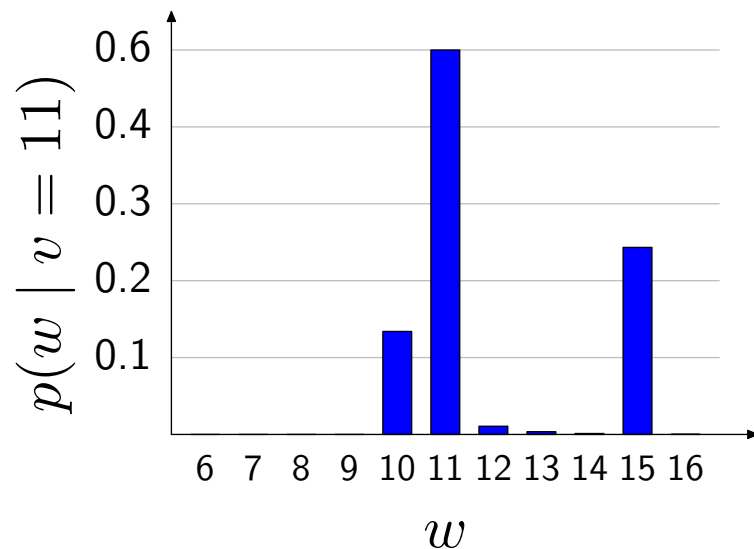
skyCover.mode=0-25

name=Moe Williams



Learned distributions:

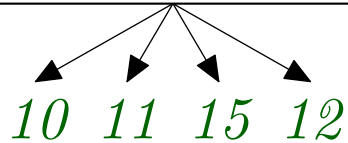
windSpeed.min



Lexical model

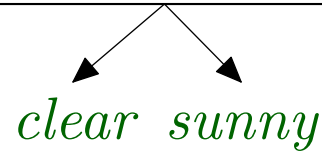
Integer

windSpeed.min=11




Categorical

skyCover.mode=0-25

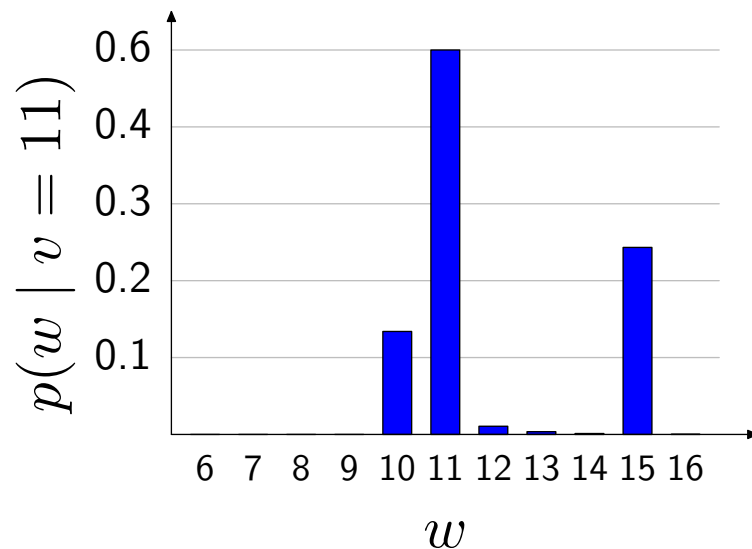


name=Moe Williams



Learned distributions:

windSpeed.min



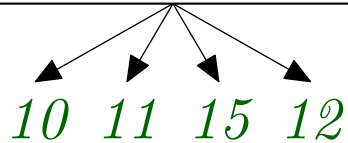
Lexical model

Integer

windSpeed.min=11



exact/round/geometric error

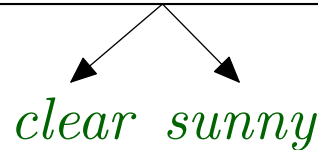


Categorical


skyCover.mode=0-25



unconstrained

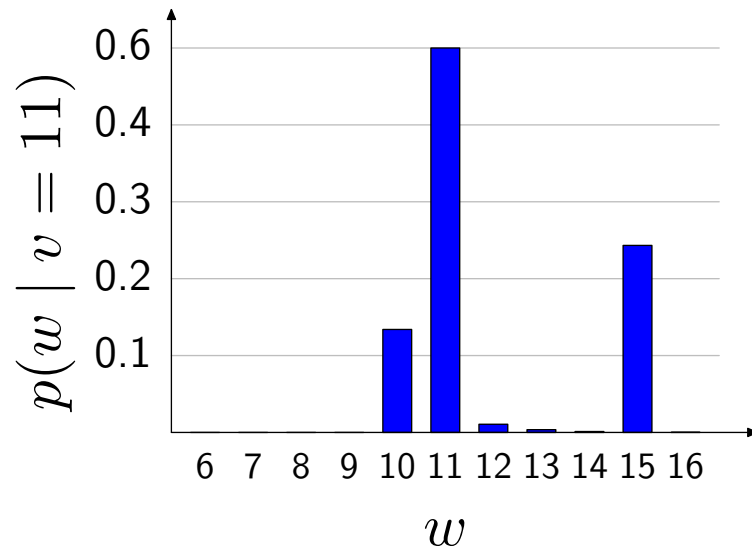


name=Moe Williams



Learned distributions:

windSpeed.min



skyCover.mode

0-25	25-50	50-75	75-100
,	partly	mostly	of
clear	,	cloudy	inch
mostly	cloudy	,	an
sunny	increasing	partly	possible
			new
			a
			rainfall

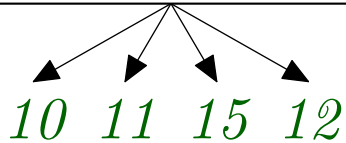
Lexical model

Integer

windSpeed.min=11



exact/round/geometric error

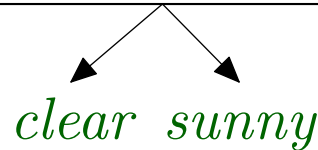


Categorical

skyCover.mode=0-25



unconstrained

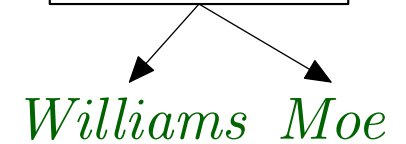


String

name=Moe Williams

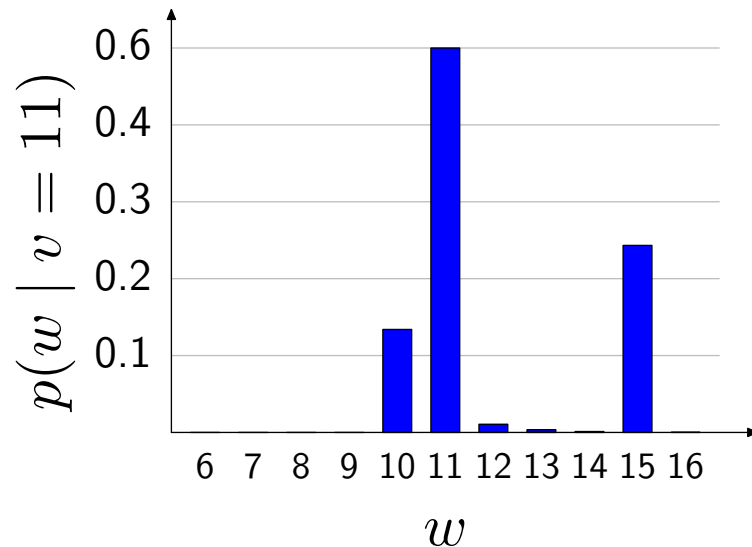


splice out



Learned distributions:

windSpeed.min



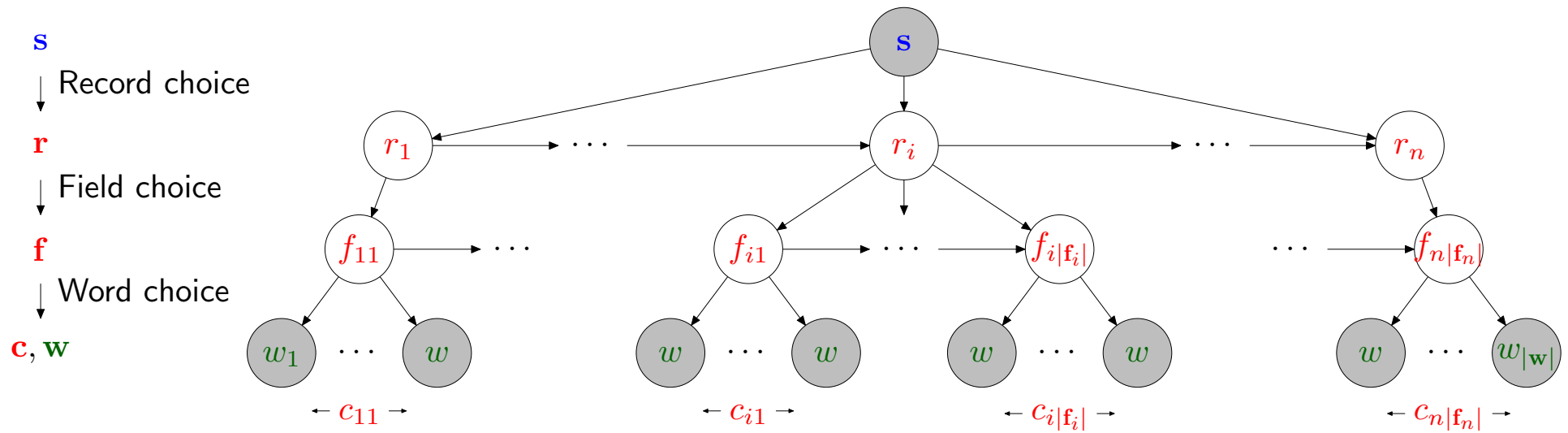
skyCover.mode

0-25 25-50 50-75 75-100

,	partly	mostly	of
clear	,	cloudy	inch
mostly	cloudy	,	an
sunny	increasing	partly	possible
			new
			a
			rainfall

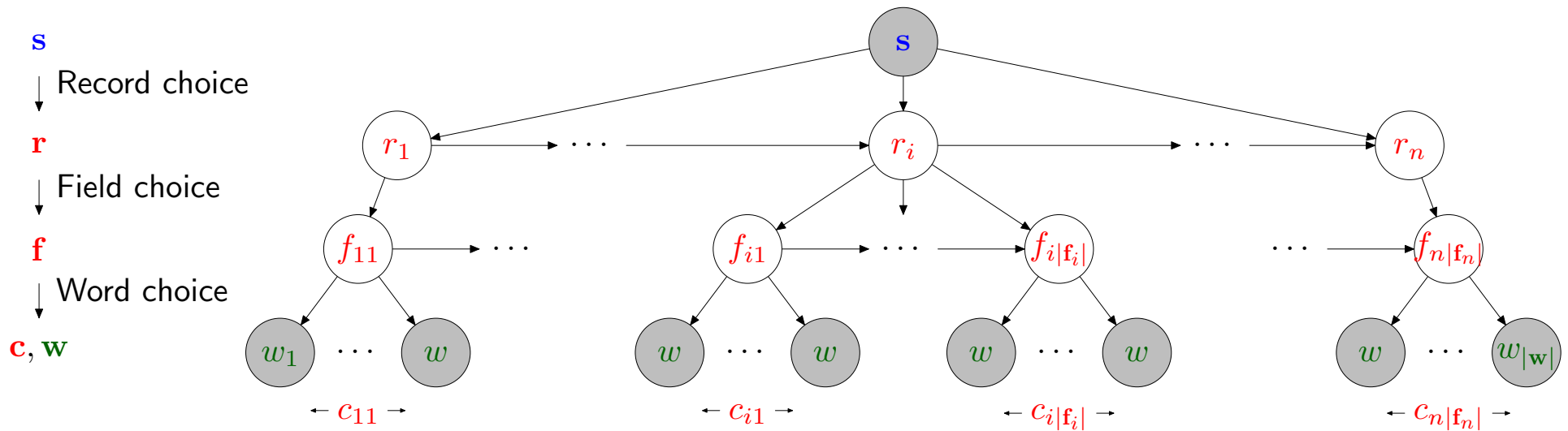
Generative model

Hierarchical semi-Markov model $p(\mathbf{w}, \mathbf{c}, \mathbf{r}, \mathbf{f} \mid \mathbf{s}; \theta)$:



Generative model

Hierarchical semi-Markov model $p(\mathbf{w}, \mathbf{c}, \mathbf{r}, \mathbf{f} \mid \mathbf{s}; \theta)$:

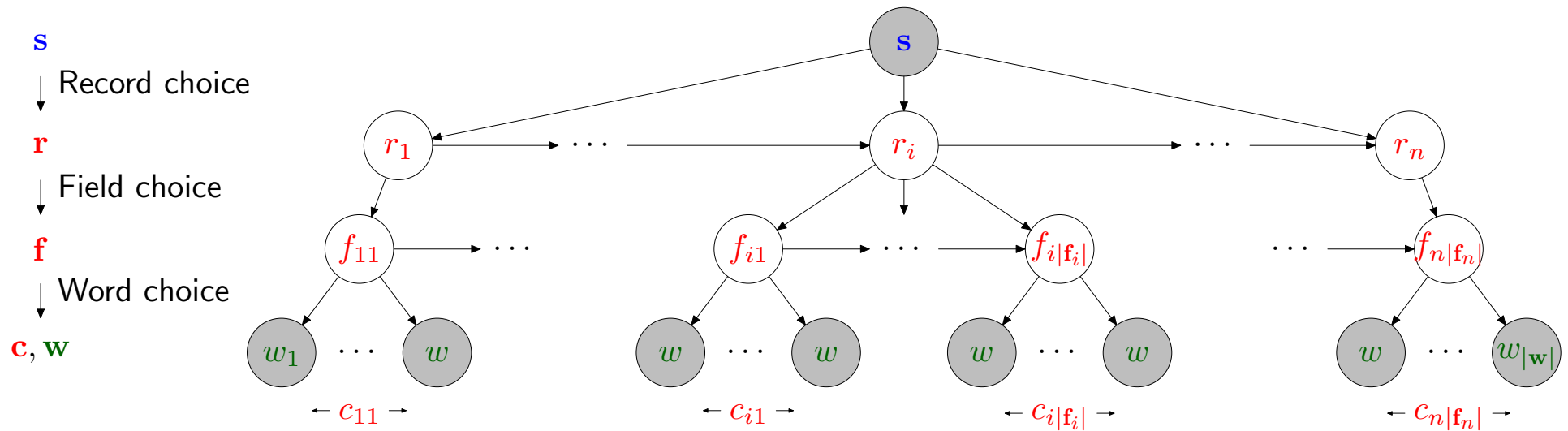


Objective: maximize likelihood (marginalize out $\mathbf{a} = (\mathbf{c}, \mathbf{r}, \mathbf{f})$)

$$\max_{\theta} \sum_{i=1}^n \log p(\mathbf{w}^{(i)} \mid \mathbf{s}^{(i)}; \theta)$$

Generative model

Hierarchical semi-Markov model $p(\mathbf{w}, \mathbf{c}, \mathbf{r}, \mathbf{f} \mid \mathbf{s}; \theta)$:



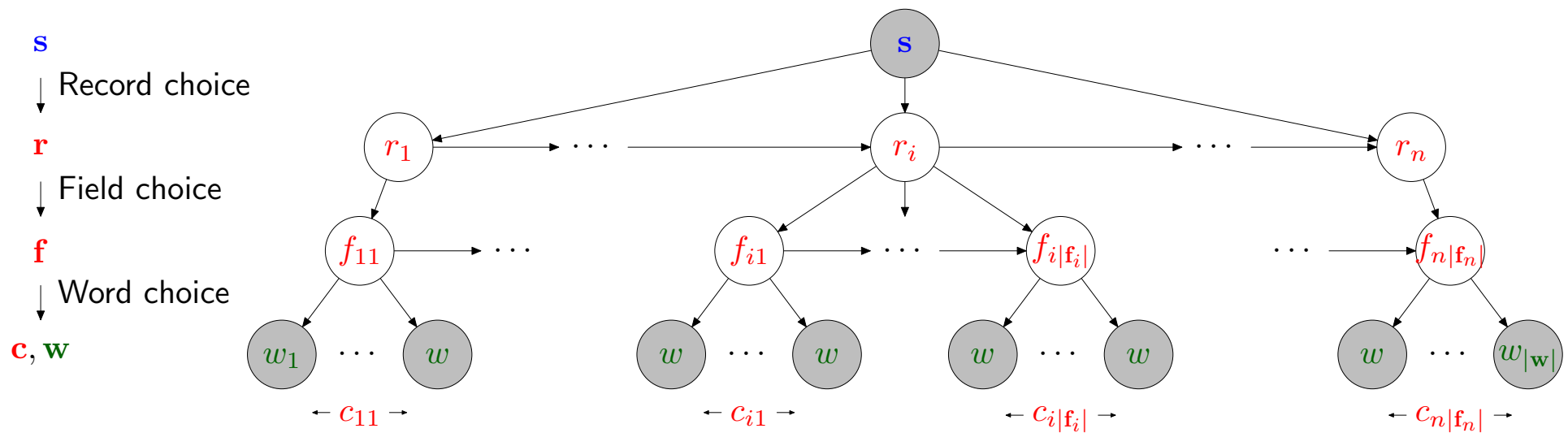
Objective: maximize likelihood (marginalize out $\mathbf{a} = (\mathbf{c}, \mathbf{r}, \mathbf{f})$)

$$\max_{\theta} \sum_{i=1}^n \log p(\mathbf{w}^{(i)} \mid \mathbf{s}^{(i)}; \theta)$$

Why likelihood?

Generative model

Hierarchical semi-Markov model $p(\mathbf{w}, \mathbf{c}, \mathbf{r}, \mathbf{f} \mid \mathbf{s}; \theta)$:



Objective: maximize likelihood (marginalize out $\mathbf{a} = (\mathbf{c}, \mathbf{r}, \mathbf{f})$)

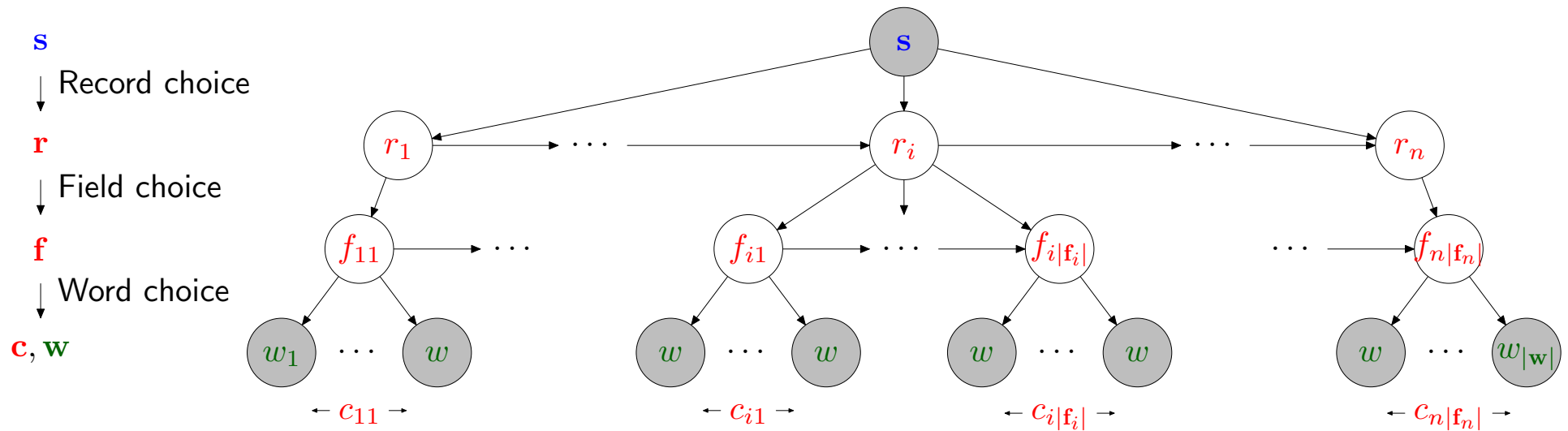
$$\max_{\theta} \sum_{i=1}^n \log p(\mathbf{w}^{(i)} \mid \mathbf{s}^{(i)}; \theta)$$

Why likelihood?

- To make \mathbf{w} likely, use \mathbf{a} to correspond co-occurring things

Generative model

Hierarchical semi-Markov model $p(\mathbf{w}, \mathbf{c}, \mathbf{r}, \mathbf{f} \mid \mathbf{s}; \theta)$:



Objective: maximize likelihood (marginalize out $\mathbf{a} = (\mathbf{c}, \mathbf{r}, \mathbf{f})$)

$$\max_{\theta} \sum_{i=1}^n \log p(\mathbf{w}^{(i)} \mid \mathbf{s}^{(i)}; \theta)$$

Why likelihood?

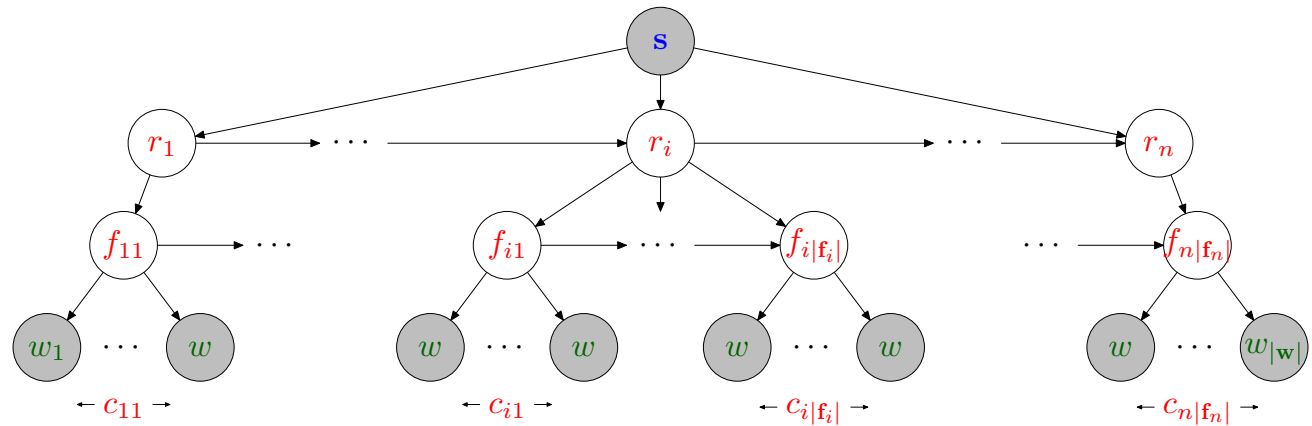
- To make \mathbf{w} likely, use \mathbf{a} to correspond co-occurring things
- $\mathbf{w} \mid \mathbf{s}$ because text only mentions small part of world state

Alternate models

Model 3

coherence: ✓

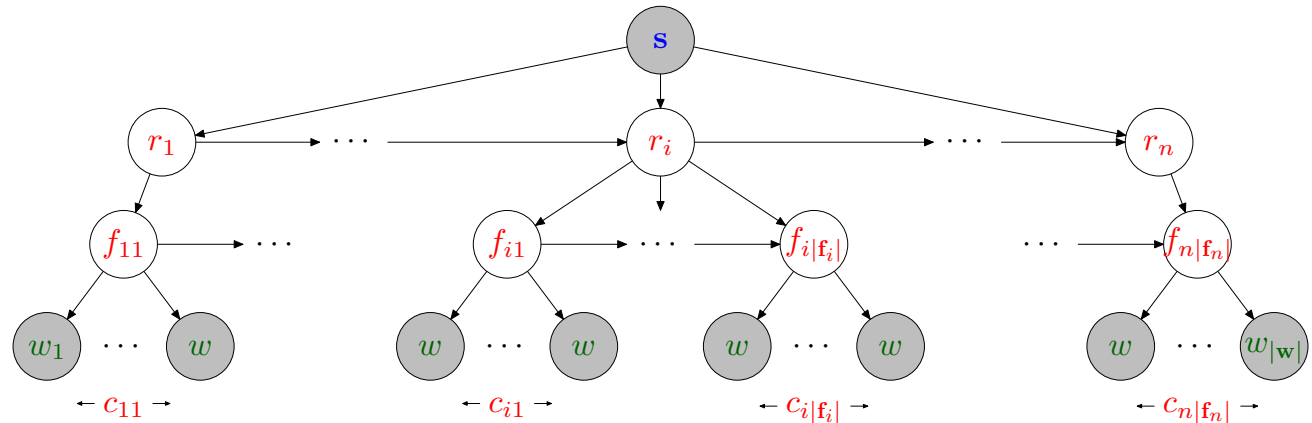
segmentation: ✓



Alternate models

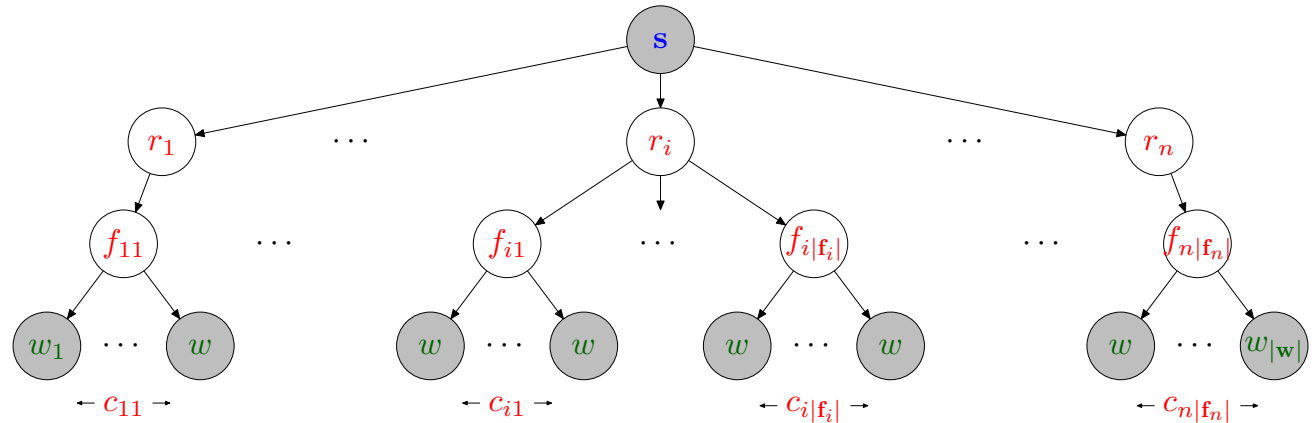
Model 3

coherence: ✓
segmentation: ✓



Model 2

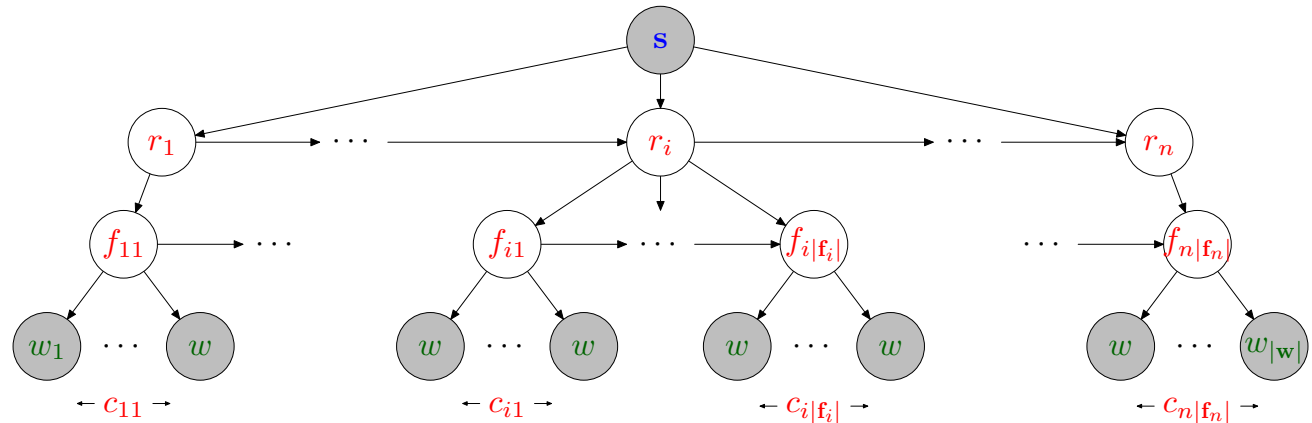
coherence: ✗
segmentation: ✓



Alternate models

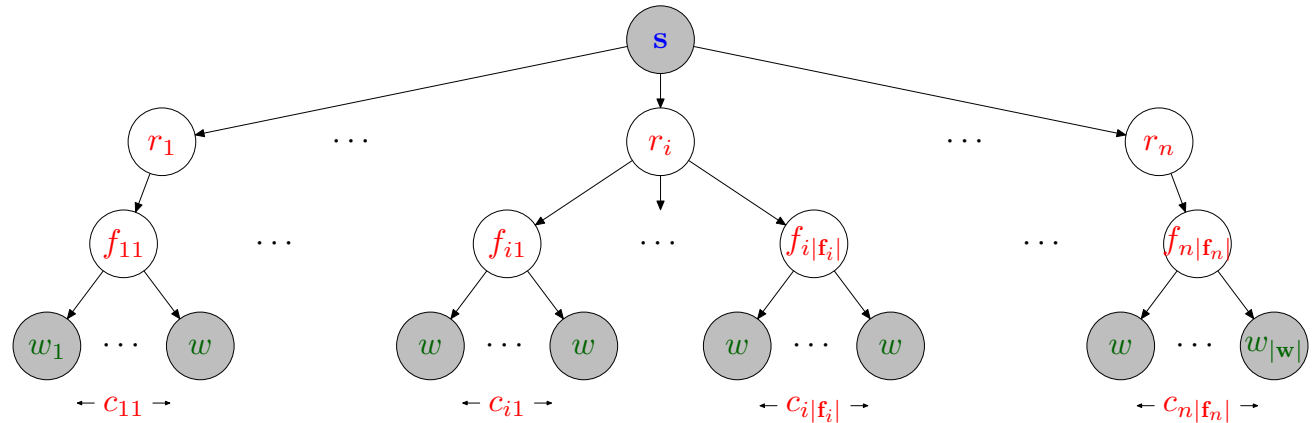
Model 3

coherence: ✓
segmentation: ✓



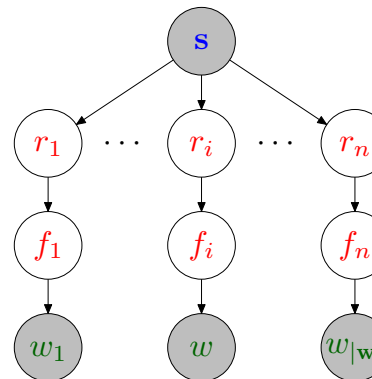
Model 2

coherence: ✗
segmentation: ✓



Model 1

coherence: ✗
segmentation: ✗



Experiments overview

Datasets:

- Weather forecasts [Liang et al., 2009]
- Robocup sportscasting [Chen & Mooney, 2008]
- NFL recaps [Barzilay & Lapata, 2005; Snyder & Barzilay, 2007]

Experiments overview

Datasets:

- Weather forecasts [Liang et al., 2009]
- Robocup sportscasting [Chen & Mooney, 2008]
- NFL recaps [Barzilay & Lapata, 2005; Snyder & Barzilay, 2007]

Evaluation:

F_1 on coarse record-level alignments
(although model produces finer correspondence)

Experiments: weather forecasts

```
rainChance(time=26-30,mode=Chc) ..... s
temperature(time=17-30,min=43,mean=44,max=47) .....
windDir(time=17-30,mode=SE) .....
windSpeed(time=17-30,min=11,mean=12,max=14,mode=10-20) .....
precipPotential(time=17-30,min=5,mean=26,max=75) .....
windChill(time=17-30,min=37,mean=38,max=42)
skyCover(time=17-30,mode=50-75)
...
```

w:

Occasional rain after 3am . ||

Low around 43 . ||

South wind || between 10 and 14 mph . ||

Chance of precipitation is 80 % .

Dataset (scraped weather.gov: 3 days, 3.7K US cities)

Experiments: weather forecasts

```
rainChance(time=26-30,mode=Chc) ..... s
temperature(time=17-30,min=43,mean=44,max=47) .....
windDir(time=17-30,mode=SE) .....
windSpeed(time=17-30,min=11,mean=12,max=14,mode=10-20) .....
precipPotential(time=17-30,min=5,mean=26,max=75) .....
windChill(time=17-30,min=37,mean=38,max=42) .....
skyCover(time=17-30,mode=50-75) .....
...
```

w:

Occasional rain after 3am . ||

Low around 43 . ||

South wind || between 10 and 14 mph . ||

Chance of precipitation is 80 % .

Dataset (scraped weather.gov: 3 days, 3.7K US cities)

22K scenarios

Each scenario contains

$|s| = 36$ records, $|w| = 28.7$ words/text, 5.8 gold alignments

Experiments: weather forecasts (results)

[Model 1] segmentation: **x** coherence: **x** (60.0 F_1)

Experiments: weather forecasts (results)

[Model 1] segmentation: ✗ coherence: ✗ (60.0 F₁)

r: windDir temperature windDir windSpeed windSpeed
f: time=6-21 max=63 mode=SE min=5 mean=9
w: *cloudy , with a high near 63 . east southeast wind between 5 and 11 mph .*

+ aligns many content words

Experiments: weather forecasts (results)

[Model 1] segmentation: ✗ coherence: ✗ (60.0 F₁)

r: windDir temperature windDir windSpeed windSpeed
f: time=6-21 max=63 mode=SE min=5 mean=9
w: *cloudy , with a high near 63 . east southeast wind between 5 and 11 mph .*

+ aligns many content words - misses *wind, cloudy*

Experiments: weather forecasts (results)

[Model 1] segmentation: ✗ coherence: ✗ (60.0 F_1)

r: windDir temperature windDir windSpeed windSpeed
f: time=6-21 max=63 mode=SE min=5 mean=9
w: *cloudy , with a high near 63 . east southeast wind between 5 and 11 mph .*

+ aligns many content words - misses *wind, cloudy*

[Model 2] segmentation: ✓ coherence: ✗ (68.8 F_1)

Experiments: weather forecasts (results)

[Model 1] segmentation: ✗ coherence: ✗ (60.0 F₁)

r:

windDir
time=6-21

temperature
max=63

windDir
mode=SE

windSpeed
min=5

windSpeed
mean=9

f: *cloudy , with a high near . east southeast wind between 5 and 11 mph .*

w: *cloudy , with a high near . east southeast wind between 5 and 11 mph .*

+ aligns many content words - misses *wind, cloudy*

[Model 2] segmentation: ✓ coherence: ✗ (68.8 F₁)

r:

rainChance
mode=-

temperature
x

time=6-21
max=63

windDir
mode=SE

x

windSpeed
mean=9

f: *cloudy , with a high near 63 . east southeast wind between 5 and 11 mph .*

w: *cloudy , with a high near 63 . east southeast wind between 5 and 11 mph .*

+ aligns more continuously

Experiments: weather forecasts (results)

[Model 1] segmentation: ✗ coherence: ✗ (60.0 F₁)

r:

windDir
time=6-21

temperature
max=63

windDir
mode=SE

windSpeed
min=5

windSpeed
mean=9

f: *cloudy , with a high near . east southeast wind between 5 and 11 mph .*

w: *cloudy , with a high near . east southeast wind between 5 and 11 mph .*

+ aligns many content words - misses *wind, cloudy*

[Model 2] segmentation: ✓ coherence: ✗ (68.8 F₁)

r:

rainChance
mode=-

temperature
x

time=6-21
max=63

windDir
mode=SE

x

windSpeed
mean=9

f: *cloudy , with a high near 63 . east southeast wind between 5 and 11 mph .*

w: *cloudy , with a high near 63 . east southeast wind between 5 and 11 mph .*

+ aligns more continuously - wrong field structure for windSpeed

Experiments: weather forecasts (results)

[Model 1] segmentation: ✗ coherence: ✗ (60.0 F₁)

r:	windDir	temperature	windDir	windSpeed	windSpeed
f:	time=6-21	max=63	mode=SE	min=5	mean=9
w:	cloudy, with a high near	63	east southeast	wind between 5	and 11 mph.

+ aligns many content words – misses *wind, cloudy*

[Model 2] segmentation: ✓ coherence: ✗ (68.8 F₁)

r:	rainChance	temperature		windDir		windSpeed	
f:	mode=-	x	time=6-21	max=63	mode=SE	x	mean=9
w:	cloudy,	with a	high near	63.	east southeast wind	between 5 and	11 mph.

+ aligns more continuously – wrong field structure for windSpeed

[Model 3] segmentation: ✓ coherence: ✓ (75.0 F₁)

Experiments: weather forecasts (results)

[Model 1] segmentation: ✗ coherence: ✗ (60.0 F₁)

r:

windDir
time=6-21

temperature
max=63

windDir
mode=SE

windSpeed
min=5

windSpeed
mean=9

f: *cloudy , with a high near . east southeast wind between 5 and 11 mph .*

w: *cloudy , with a high near . east southeast wind between 5 and 11 mph .*

+ aligns many content words – misses *wind, cloudy*

[Model 2] segmentation: ✓ coherence: ✗ (68.8 F₁)

r:

rainChance
mode=-

temperature
x

time=6-21
max=63

windDir
mode=SE

x

windSpeed
mean=9

f: *cloudy , with a high near 63 . east southeast wind between 5 and 11 mph .*

w: *cloudy , with a high near 63 . east southeast wind between 5 and 11 mph .*

+ aligns more continuously – wrong field structure for windSpeed

[Model 3] segmentation: ✓ coherence: ✓ (75.0 F₁)

r:

skyCover
x

temperature
x

time=6-21
max=63

mean=56

windDir
mode=SE

x

windSpeed
min=5

max=13

x

f: *cloudy , with a high near 63 . east southeast wind between 5 and 11 mph .*

w: *cloudy , with a high near 63 . east southeast wind between 5 and 11 mph .*

+ fixes field structure

Experiments: weather forecasts (results)

[Model 1] segmentation: ✗ coherence: ✗ (60.0 F₁)

r:	windDir	temperature	windDir	windSpeed	windSpeed
f:	time=6-21	max=63	mode=SE	min=5	mean=9
w:	cloudy, with a high near	63	east southeast	wind between 5	and 11 mph.

+ aligns many content words – misses *wind, cloudy*

[Model 2] segmentation: ✓ coherence: ✗ (68.8 F₁)

r:	rainChance	temperature	windDir	windSpeed			
f:	mode=-	x	time=6-21	max=63	mode=SE	x	mean=9
w:	cloudy,	with a high near	63.	east southeast wind	between 5 and	11 mph.	

+ aligns more continuously – wrong field structure for windSpeed

[Model 3] segmentation: ✓ coherence: ✓ (75.0 F₁)

r:	skyCover	temperature	windDir	windSpeed						
f:	x	x	time=6-21	max=63	mean=56	mode=SE	x	min=5	max=13	x
w:	cloudy,	with a high near	63	.	east southeast	wind between	5	and 11	mph.	

+ fixes field structure – mean=56 garbage collects .
– time=6-21 correlated with *high*

Experiments: Robocup sportscasting

```
badPass(arg1=pink11,arg2=purple3)
ballstopped()
kick(arg1=pink11)
turnover(arg1=pink11,arg2=purple3)
```

s

w:

pink11 makes a bad pass and was picked off by purple3

Dataset [Chen & Mooney, 2008]

Experiments: Robocup sportscasting

```
badPass(arg1=pink11,arg2=purple3)
ballstopped()
kick(arg1=pink11)
turnover(arg1=pink11,arg2=purple3)
```

s

w:

pink11 makes a bad pass and was picked off by purple3

Dataset [Chen & Mooney, 2008]

1.9K scenarios

Each scenario contains

$|s| = 2.4$ records, $|w| = 5.7$ words/text, 0.8 gold alignments

Experiments: Robocup sportscasting

```
badPass(arg1=pink11,arg2=purple3)
ballstopped()
kick(arg1=pink11)
turnover(arg1=pink11,arg2=purple3)
```

w:

pink11 makes a bad pass and was picked off by purple3

Dataset [Chen & Mooney, 2008]

1.9K scenarios

Each scenario contains

$|s| = 2.4$ records, $|w| = 5.7$ words/text, 0.8 gold alignments

Method	F ₁
Random	48.0
Chen & Mooney (2008)	67.0
Model 3	75.7

Experiments: NFL recaps

```
...
rushing(entity=richie anderson,att=5,yds=37,avg=7.4,lg=16,td=0)
receiving(entity=richie anderson,rec=4,yds=46,avg=11.5,lg=20,td=0)
play(quarter=1,description=richie anderson rushed left side for 13 yards .)
defense(entity=eric ogbogu,tot=4,solo=3,ast=1,sck=0,yds=0)
...
```

S

w:

...

Former Jets player Richie Anderson finished with 37 yards on 5 carries || plus 4 receptions for 46 yards .

...

Dataset [Barzilay & Lapata, 2005; Snyder & Barzilay, 2007]

Experiments: NFL recaps

```
...
rushing(entity=richie anderson,att=5,yds=37,avg=7.4,lg=16,td=0)
receiving(entity=richie anderson,rec=4,yds=46,avg=11.5,lg=20,td=0)
play(quarter=1,description=richie anderson rushed left side for 13 yards .)
defense(entity=eric ogbogu,tot=4,solo=3,ast=1,sck=0,yds=0)
...
```

s

w:

...

Former Jets player Richie Anderson finished with 37 yards on 5 carries || plus 4 receptions for 46 yards .

...

Dataset [Barzilay & Lapata, 2005; Snyder & Barzilay, 2007]

78 scenarios

Each scenario contains

$|s| = 329$ records, $|w| = 969$ words/text, 24.3 gold alignments

Experiments: NFL recaps

```
...
rushing(entity=richie anderson,att=5,yds=37,avg=7.4,lg=16,td=0)
receiving(entity=richie anderson,rec=4,yds=46,avg=11.5,lg=20,td=0)
play(quarter=1,description=richie anderson rushed left side for 13 yards .)
defense(entity=eric ogbogu,tot=4,solo=3,ast=1,sck=0,yds=0)
...
```

s

w:

...

Former Jets player Richie Anderson finished with 37 yards on 5 carries || plus 4 receptions for 46 yards .

...

Dataset [Barzilay & Lapata, 2005; Snyder & Barzilay, 2007]

78 scenarios

Each scenario contains

$|s| = 329$ records, $|w| = 969$ words/text, 24.3 gold alignments

Method	F_1	} unsupervised
Random	2.4	
Baseline	26.7	
Model 2*	53.2	

Experiments: NFL recaps

```
...
rushing(entity=richie anderson,att=5,yds=37,avg=7.4,lg=16,td=0)
receiving(entity=richie anderson,rec=4,yds=46,avg=11.5,lg=20,td=0)
play(quarter=1,description=richie anderson rushed left side for 13 yards .)
defense(entity=eric ogbogu,tot=4,solo=3,ast=1,sck=0,yds=0)
...
```

s

w:

...

Former Jets player Richie Anderson finished with 37 yards on 5 carries || plus 4 receptions for 46 yards .

...

Dataset [Barzilay & Lapata, 2005; Snyder & Barzilay, 2007]

78 scenarios

Each scenario contains

$|s| = 329$ records, $|w| = 969$ words/text, 24.3 gold alignments

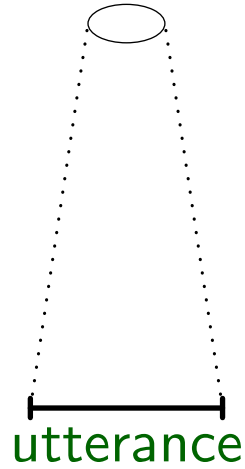
Method	F_1	
Random	2.4	} unsupervised
Baseline	26.7	
Model 2*	53.2	
Graph matching	68.6	} supervised
Multilabel global	80.3	

Summary



Summary

single fact



[Ge & Mooney, 2005]

[Zettlemoyer & Collins, 2005]

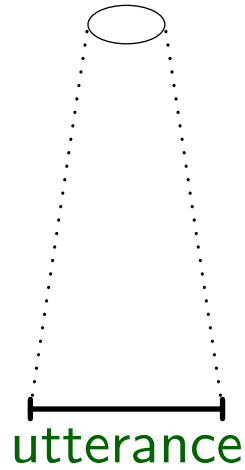
[Lu et al., 2008]

more supervision

less supervision

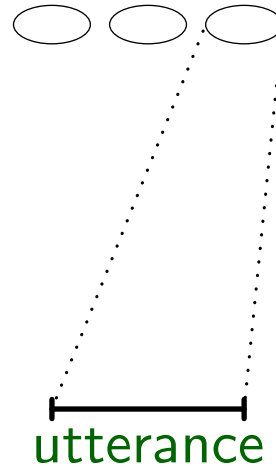
Summary

single fact



[Ge & Mooney, 2005]
[Zettlemoyer & Collins, 2005]
[Lu et al., 2008]

facts



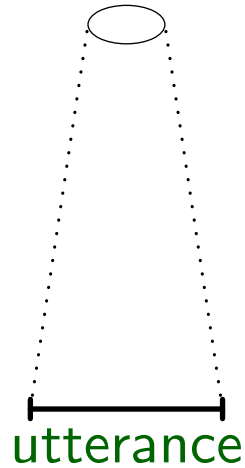
[Kate & Mooney, 2007]
[Chen & Mooney, 2008]

more supervision

less supervision

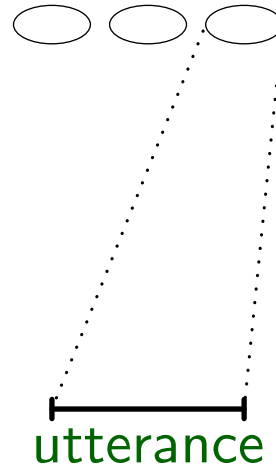
Summary

single fact



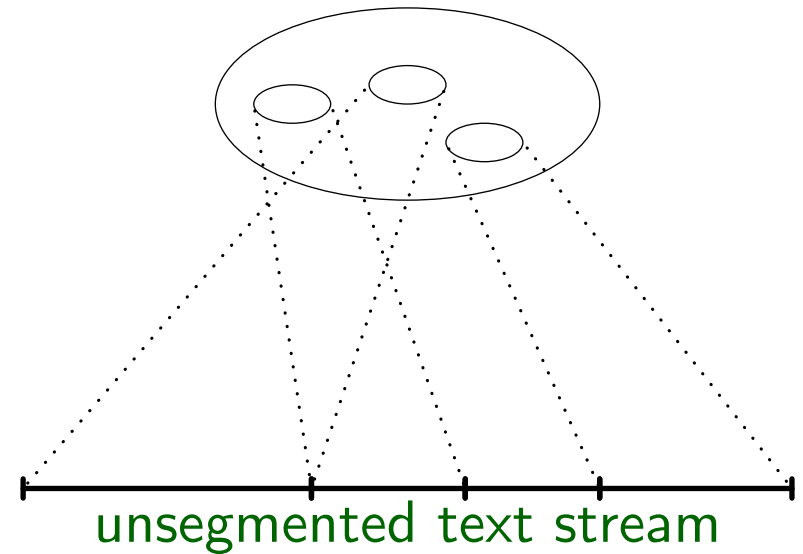
[Ge & Mooney, 2005]
[Zettlemoyer & Collins, 2005]
[Lu et al., 2008]

facts



[Kate & Mooney, 2007]
[Chen & Mooney, 2008]

world state



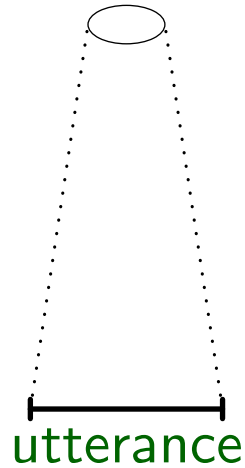
[Liang et al., 2009]

more supervision

less supervision

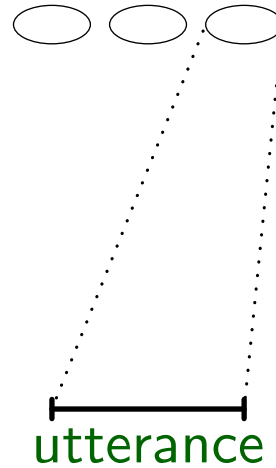
Summary

single fact



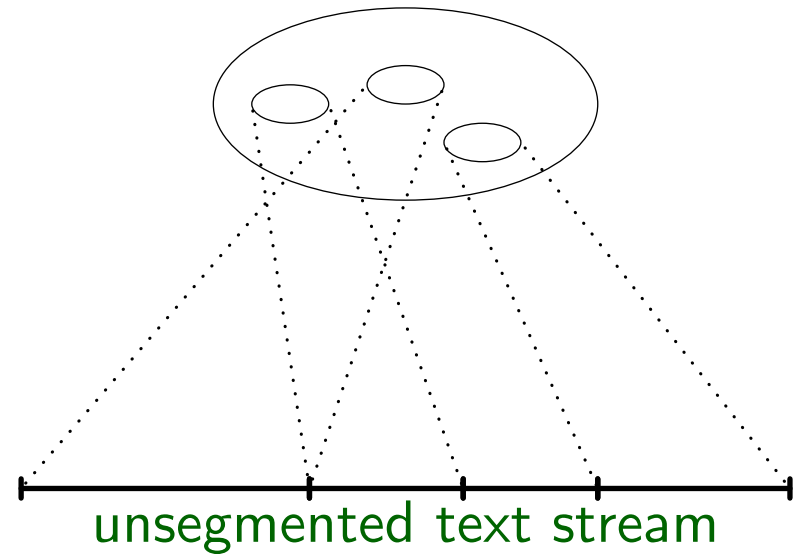
[Ge & Mooney, 2005]
[Zettlemoyer & Collins, 2005]
[Lu et al., 2008]

facts



[Kate & Mooney, 2007]
[Chen & Mooney, 2008]

world state



[Liang et al., 2009]

more supervision

less supervision

Our approach:

joint model capturing segmentation and coherence